

## ORDER FORM SCRAMBLER 2 RANGE

Distributor:

Country:

User name:

Dealer:

City:

Phone/E-Mail:

My order number:

Order date:

### PARA MODELS

#### BATEC SCRAMBLER 2 \_\_\_\_\_ €

- 25.13.004 | Graphite  
8436557355263
- 25.52.017 | Graphite limited to 6km/h  
8436557356390
- 25.60.025 | Graphite limited to 10km/h  
8436557356406
- 25.61.005 | Graphite limited to 15km/h  
8436557356413
- 25.62.001 | Graphite limited to 25km/h  
8436557358059



### QUAD MODELS

#### BATEC QUAD SCRAMBLER 2 \_\_\_\_\_ €

- 25.14.004 | Graphite  
8436557355256
- 25.52.018 | Graphite limited to 6km/h  
8436557356420
- 25.60.026 | Graphite limited to 10km/h  
8436557356437
- 25.61.006 | Graphite limited to 15km/h  
8436557356444
- 25.62.002 | Graphite limited to 25km/h  
8436557358066



### HEMI MODELS

#### BATEC HEMI SCRAMBLER 2 \_\_\_\_\_ €

- |  |   |
|--|---|
| <input type="checkbox"/> 25.55.004   Graphite Hemi Right<br>8436557355249                  | <input type="checkbox"/> 25.56.004   Graphite Hemi Left<br>8436557355232                  |
| <input type="checkbox"/> 25.52.019   Graphite Hemi Right limited to 6km/h   8436557356451  | <input type="checkbox"/> 25.52.020   Graphite Hemi Left limited to 6km/h   8436557356499  |
| <input type="checkbox"/> 25.60.027   Graphite Hemi Right limited to 10km/h   8436557356468 | <input type="checkbox"/> 25.60.028   Graphite Hemi Left limited to 10km/h   8436557356505 |
| <input type="checkbox"/> 25.61.007   Graphite Hemi Right limited to 15km/h   8436557356475 | <input type="checkbox"/> 25.61.008   Graphite Hemi Left limited to 15km/h   8436557356512 |
| <input type="checkbox"/> 25.62.003   Graphite Hemi Right limited to 25km/h   8436557358110 | <input type="checkbox"/> 25.62.004   Graphite Hemi Left limited to 25km/h   8436557358127 |



All Batecs include charger and Batec Docking Bar.



NOTE: We would like to point out that the versions of the device which drive faster than 6 kph are only permitted in road traffic in certain countries and otherwise may only be used on private land. In the absence of approval, in accordance with the road traffic laws, the versions which drive faster than 6 kph version may not be driven on public roads or even cycle ways. It is your responsibility to find out the information about which legal regulations apply in your particular country and about the insurance or driving licence obligations for versions which drive faster than 6 km/h.

**OPTIONS - BATEC 4 ALL**

**HANDLEBAR PARA\***



- Twist throttle left hand 27.01.005 \_\_\_\_\_ €
- Thumb throttle right hand 27.01.003 \_\_\_\_\_ €
- Thumb throttle left hand 27.01.004 \_\_\_\_\_ €
- Double brake lever right hand 27.01.008 \_\_\_\_\_ €
- Double brake lever left hand 27.01.009 \_\_\_\_\_ €
- 4 Buttons pad right hand 27.01.010 \_\_\_\_\_ €
- 4 Buttons pad left hand 27.01.011 \_\_\_\_\_ €

\* BATEC handlebars are supplied as standard with right-hand throttle and two brake levers.

**HANDLEBAR QUAD**



For customisation of the tetra handlebars, please contact us.

**HANDLEBAR HEMI**



- Twist throttle right hand 27.04.001 \_\_\_\_\_ €
- Twist throttle left hand 27.04.002 \_\_\_\_\_ €

**BATEC FOR TALL** Not compatible with quad models.

- Extra-tall handlebar BATEC FOR TALL (includes: taller handlebar, control- button extenders, twist-throttle extender, longer brake cables and covers). | 27.01.007

\_\_\_\_\_ €



**OPTIONS - OTHERS**

**Optional suspension stand frame**

\_\_\_\_\_ €

- 27.02.001



Standard on the BATEC SCRAMBLER. Optional on the rest of the line.

**BATEC RINGS**

\_\_\_\_\_ €

- 27.02.002



**BATTERY**

- 48 V-748 Wh (14.5 Ah) lithium battery | 26.01.012 \_\_\_\_\_ €



ACCESSORIES

BATEC EXCURSION 2 front rucksack

\_\_\_\_\_ €

54.05.10



Includes  
BATEC PORTA  
luggage rack

BATEC BOSSA rucksack

\_\_\_\_\_ €

54.05.01



BATEC CINCHA Hooks for a crane

\_\_\_\_\_ €

54.05.06



BATEC 4KG Weight

\_\_\_\_\_ €

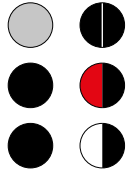
54.05.05



WHEELCHAIR WHEELS

SPINERGY

Hub Spokes Size



24"

SPINERGY XLX 24" Polished H Black Black S | 54.04.12

\_\_\_\_\_ €

24"

SPINERGY XLX 24" Black H Black Red S | 54.04.13

\_\_\_\_\_ €

24"

SPINERGY XLX 24" Black H Black White S | 54.04.14

\_\_\_\_\_ €

Handrims

STD Aluminium

No charge

CarboLife Curve Grip L 54.04.51

\_\_\_\_\_ €


CarboLife Gekko L 54.04.50

\_\_\_\_\_ €

Pair vinils pushrims for Batec Rodes | 54.04.60

\_\_\_\_\_ €

All SpinerGY wheels are supplied as a standard with Marathon Plus Schwalbe tires.



BATEC WHEELS BAG

for 24" and 25" wheels

\_\_\_\_\_ €

54.05.03



With inner pocket to store axles



BATEC RODES

off-road wheels

\_\_\_\_\_ €



BATEC WHEELS BAG

included for free

54.04.03



All BATEC RODES are supplied as a standard with aluminium handrims. Ask us for vinyl handrims under request.

### BRACKETS

	D1 PV3 - Flat V shape brackets for fixed frame	<input type="checkbox"/>	53.01.10	_____ €
	D1 CNC - Machined brackets for folding frame	<input type="checkbox"/>	53.01.11	_____ €
	D1 PS3 - PANTHERA BRACKETS for Short frame	<input type="checkbox"/>	53.01.50	_____ €
	D1 PL3 - PANTHERA BRACKETS for Long frame	<input type="checkbox"/>	53.01.51	_____ €

### BRAKES

	D3 NR - Standard Brakes push-to-lock mounted on Batec clamps	<input type="checkbox"/>	53.03.10	_____ €
	D3 NTA - Aluminium Scissor Brakes mounted on Batec clamps	<input type="checkbox"/>	53.03.11	_____ €
	D3 NT - Composite Scissor Brakes mounted on Batec clamps	<input type="checkbox"/>	53.03.12	_____ €

### STANDARD CLAMPS

	D2 N19 - Round tube wheelchair clamps Ø19mm	<input type="checkbox"/>	53.02.40	_____ €
	D2 N22 - Round tube wheelchair clamps Ø22mm	<input type="checkbox"/>	53.02.41	_____ €
	D2 N25 - Round tube wheelchair clamps Ø25mm	<input type="checkbox"/>	53.02.42	_____ €
	D2 N28.8 - Round tube wheelchair clamps Ø28.8mm	<input type="checkbox"/>	53.02.43	_____ €
	D2 N30 - Round tube wheelchair clamps Ø30mm	<input type="checkbox"/>	53.02.44	_____ €
	D2 N31.6 - Round tube wheelchair clamps Ø31.6mm	<input type="checkbox"/>	53.02.45	_____ €
	D2 N35 - Round tube wheelchair clamps Ø35mm	<input type="checkbox"/>	53.02.46	_____ €
	D2 NH - QUICKIE oval tube wheelchair clamps (for HELIUM & XENON)	<input type="checkbox"/>	53.02.47	_____ €
	D2 NJ - PROGEO JOKER oval tube wheelchair clamps	<input type="checkbox"/>	53.02.48	_____ €
	D2 NT - PROGEO TEKNA / NOIR oval tube wheelchair clamps	<input type="checkbox"/>	53.02.49	_____ €

	D2 NC - CYCLONE XLR oval tube wheelchair clamps	<input type="checkbox"/>	53.02.50	_____ €
	D2 NB - OTTOBOCK BLIZZARD oval tube wheelchair clamps	<input type="checkbox"/>	53.02.51	_____ €
	D2 NPR - TNS PROVAL oval tube wheelchair clamps	<input type="checkbox"/>	53.02.52	_____ €
	D2 N19-22 - PANTHERA- Round tube wheelchair clamps Ø19mm / Ø 20mm	<input type="checkbox"/>	53.02.54	_____ €
	D2 AVANG - Clamps for OTTOBOCK Avantgarde round tube wheelchairs	<input type="checkbox"/>	53.02.55	_____ €
	D2 MN30 - Clamps for MEYRA Nano Ø 30 mm round tube wheelchairs	<input type="checkbox"/>	53.02.56	_____ €
	D2 MP25 - Clamps for MEYRA Ø 25mm folding round tube wheelchairs	<input type="checkbox"/>	53.02.57	_____ €
	D2 KRIP - OVAL TUBE CLAMPS (QUICKIE KRIPTON)	<input type="checkbox"/>	53.02.59	_____ €
	D2 DUKE - Oval tube clamps (PROGEO DUKE/NOIR 2.0)	<input type="checkbox"/>	53.02.60	_____ €
	D2 MNX30 - OVAL TUBE CLAMPS Ø30mm (MEYRA Nano Nx)	<input type="checkbox"/>	53.02.61	_____ €

### SPECIAL CLAMPS SETS

	D6 ADV - KUSCHALL ADVANCE CLAMPS SET (clamps + adaptor)	<input type="checkbox"/>	53.06.01	_____ €
	D6 EGO - PROGEO EGO CLAMPS SET (clamps + adaptor)	<input type="checkbox"/>	53.06.02	_____ €
	D6 ICO - ICON CLAMPS SET (clamps + adaptor)	<input type="checkbox"/>	53.06.03	_____ €
	D6 CS1 - CSEI CLAMPS SET (clamps + adaptor)	<input type="checkbox"/>	53.06.04	_____ €
	D6 CS2 - CSEI EVO CLAMPS SET (clamps + adaptor)	<input type="checkbox"/>	53.06.05	_____ €

### ADAPTORS

	D5 PRO - Adaptors for Pro Activ wheelchairs	<input type="checkbox"/>	53.05.03	_____ €
	Adaptors for fixed frame w/ tapered seat	<input type="checkbox"/>	53.05.04	_____ €
	D5 PU - Adaptor for saving a seat bar for fixed frame	<input type="checkbox"/>	53.05.06	_____ €
	D5 BA - Adaptor for moving the clamps for folding frame	<input type="checkbox"/>	53.05.07	_____ €
	D5 ES - Set of spacers for fixed or folding frame wheelchairs or D5 50	<input type="checkbox"/>	53.05.08	_____ €
	D5 RE - Adaptor for moving the rear clamp backwards for fixed frame	<input type="checkbox"/>	53.05.05	_____ €
	D5 REC - Curve adaptor for moving the rear clamp backwards	<input type="checkbox"/>	53.05.09	_____ €
	D5 RE2 - Adaptor for moving backwards both clamps	<input type="checkbox"/>	53.05.11	_____ €
	D5 FK - Brake adapt short folding wheelch	<input type="checkbox"/>	53.05.10	_____ €

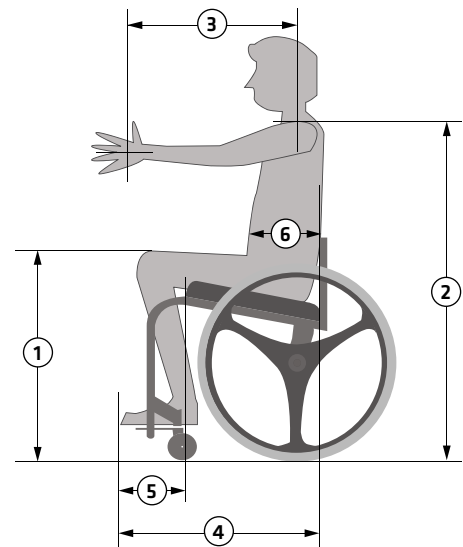
**DETAILS OF WHEELCHAIR THE BATEC WILL BE INSTALLED ON**

Brand	
Model	
Seat width	CM (exterior distance from tube to seat tube)

⚠ Please refer to the Batec Compatibility Chart to ensure your wheelchair model is compatible, and to check the maximum and minimum measurements allowed

**USER DETAILS**

User name	
User height	cm
User weight	kg ⚠ Maximum accepted weight 110 kg
1 Knee height	CM (distance from floor - upper edge of knee)
2 Shoulder height	CM (distance from floor - upper edge of shoulder)
3 Length of arms	CM (distance from centre of shoulder - centre of the palm with arm fully extended)
4 Total length	CM (distance from back - tips of toes, with feet as far back as possible for the user)
5 Position of feet	CM (distance from end of seat - end of feet)
6 Width of abdomen	CM (distance from back - abdominal area)



**COMMENTS**